



Maison De Garantie

by FRENCH GENERAL

Size: 55"x 68"

moda

Maison De Garance

by FRENCH GENERAL


Size: 55"x68"

Quilter Basics:

Read instructions before beginning a project. All instructions include a $\frac{1}{4}$ " seam allowance. 22" measurement is approximate. WOF—approximately 40"

Quilt Construction

- 1 Sew 3- $2\frac{1}{2}$ "x WOF Jelly Roll™ strips together. Press in one direction. Make 10 strip sets. Cut each strip set into six 7" wide segments. Make 55 segments (Block A). From the remaining Jelly Roll™ strips cut a total of 5- $2\frac{1}{2}$ "x7" rectangles.



Make 10 strip sets. Cut each set into six 7" wide segments.

Block A
Cut 55 total.

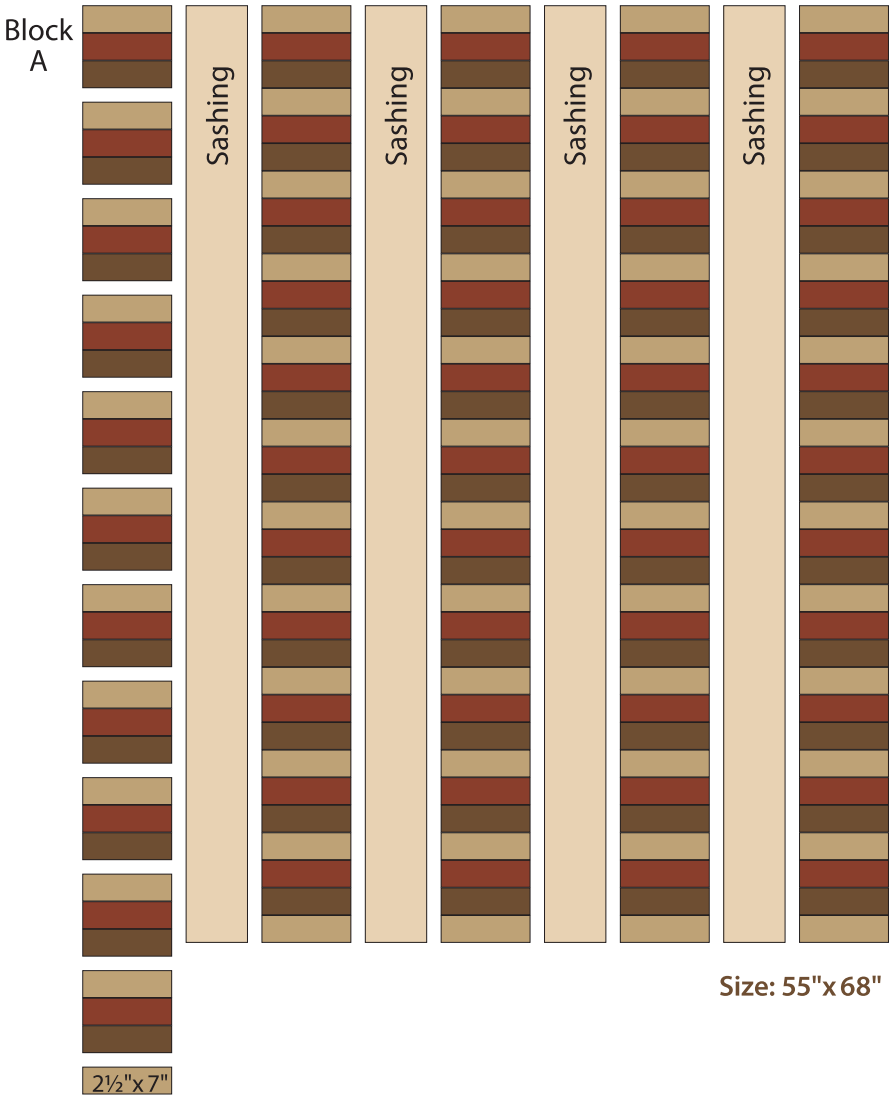
- 2 The Sashing is clipped and torn the length of the fabric, so it will be on the straight of grain following the printed pattern. Make 4.



Trim the Sashing to 68 $\frac{1}{2}$ " in length.

moda

3 Combine 1-2½"x7" rectangle and 11 of Block A to make one column. Make 5 columns. Combine the columns and Sashing. See diagram. Press away from the columns. Combine 7-2½"x WOF Binding strips together. Layer, quilt and bind the quilt. ENJOY!



Maison De Garance


by FRENCH GENERAL

Size: 55"x68"


QUILT FABRIC REQUIREMENTS & CUTTING:



1 JellyRoll™
13545JR



Sashing – 2 yards
13545-11



Binding – 5/8 yard
12555-71
Cut 7–2½" x WOF strips

Backing 3½ yards

"Garance is pronounced with soft G - like garage - so it's garance - rance is said like the second half of garage also - but with rance. Garance is the French word for madder which is the bright red extract of Rubia tinctorium."

moda

MODAFABRICS.COM

PS13545 — SUGGESTED RETAIL \$6.00

