




# scrumptious

Look for yummy colors of Red, Aqua, Lime, Pink. Orange and Cream!

# Bonnie & Camille



No 55073 12  
Aqua



No 55072 12  
Aqua



No 55071 12\*  
Aqua



No 55070 12\*  
Aqua

**W**ide eyed, she pressed her nose against the glass case to take a closer look at everything that lined the bakery shelves. The aroma was incredible. The yummy cupcakes topped with frosting swirls and a rainbow of sprinkles, the freshly glazed donuts and the flaky turn-overs overflowing with cherries. Not to mention the freshly baked sugar cookies with perfect pink, yellow, and aqua butter cream frosting. What to choose...everything looked so scrumptious!

*Scrumptious* is a delightful mix of our favorite florals, polka dots, and berries. It has a soft feel and its creamy tones of pink, aqua, cherry red, and lime make it absolutely delicious!



## 1. How did you and Moda get hooked up? and how long have you been designing fabric?

**Bonnie**—I have worked with Moda for many years using their fabric in my pattern designs, but it wasn't until Dec. of 2006 that I got a phone call from Cheryl, the design director for Moda. She left a message on my answering machine asking if my daughter, Camille, and I would be interested in designing fabric as a mother-daughter team. That was not a call I was expecting and I didn't delete that message for years. Needless to say, we said yes and we are introducing our 8th line of fabric, Scrumptious, at Spring Market. The first time I saw my name on the selvage it was so surreal. I feel very blessed to be a part of the creative Moda family!

**Camille**—One very lucky day, I just happened to run into Lissa Alexander and told her I was thinking of starting a line of patterns to bring in more quilters my age. My life hasn't ever been the same. My mom and I have been designing fabric since 2008, so 6 years already. Crazy!

## 2. Do you work out of your home or do you have a separate design studio?

I have a studio in my home just off my kitchen. It is one of my favorite places to be. Three of the walls have windows so it is a great place to design with all the natural light. It's usually sunny and I love to see the seasons change right outside my windows. I spend most days in my studio either sewing, designing or sitting at my computer.

I work from home, and have a delightful little sewing room where I spend most of my time, in between baseball games (I still have 3 little boys at home), school pick up and playing cars, that is. Many, many late nights have been spent in my sewing room, and I can honestly say it is one of my very favorite places to be. It is such a cheery space!

## 3. Where did you find inspiration for this line? How long ago did you design this group? Was it hard to keep it a secret?

Camille and I don't live near each other so we do a lot of brainstorming over the phone or skype. We meet at my house or hers to finalize the line and put the proposal together. We designed our "Scrumptious" line over a year ago and as always, it's so hard to keep it a secret, especially when the strike offs start arriving. It's really tempting to Instagram or blog a sneak peak. This line was especially hard because it's so darn cheery and I love every piece.


## 4. When you design a new line do you have projects in mind, and are you amazed at what quilters do with your fabric.

Most of my design ideas start as we are designing the fabric line. I start sketching things and thinking up names for the patterns. Every line has a certain feel, like Scrumptious, the lime green, aqua and cheery red made me think of all the yummy desserts you might find in a bakery or candy store. That's where the pattern Cupcakes came from and of course the Honeycombs were perfect for that project. I am amazed at what creative projects are made with our fabric lines and yes, there have been many times I wished I had thought of a certain idea.

I have several quilts all drawn up and just waiting for a future line, and quite often those quilts influence the line one way or the other. It is so much fun! I am always amazed at what other quilters do with our fabric. They usually use the fabric in a totally different way than I had thought of, and it makes me so happy to see them enjoy creating with it as much as I did.

## 5. How do you translate an idea into a fabric line? What steps do you take?

Most of the time we come up with the name first and go from there. The name says a lot about the direction we want to go with a line. Next comes our color pallet. That's always a little tricky. We usually design a polka dot with each line and of course a signature piece, stripes and plaids and fun little blender prints. Mixing up the scale is important and we like to design so that our lines work well together. It's fun to mix them together in scrappy projects. I am making a paper pieced hexagon quilt with a piece of fabric from every line we have designed so far. It may take me awhile, but it's a great project to take in the car or work on in the evenings when I just want to relax.



No 55071 17\*  
Cream-diagonal stripe



No 55072 17  
Cream



No 55077 12  
Aqua




No 55078 12  
Aqua



**№ 55077 17  
Cream**




**№ 55070 17\*  
Cream**



**№ 55078 17  
Cream – solid**



**№ 55075 12\*  
Aqua**



**№ 55074 12\*  
Aqua**



**№ 55071 13  
Lime**



**№ 55076 27\*  
Aqua Lime**



**№ 55072 13\*  
Lime**



*Camille's Studio*



1



*Rainbow*

2



*Scrappy*



*Quilts from Thimble Blossoms*

[www.thimbleblossoms.com](http://www.thimbleblossoms.com)

4



3


1 TB 160  
TB 160G  
*Niner*  
Size: 80"x80"

2 TB 162  
TB 162G  
*Lucky – Rainbow or Scrappy*  
Size: 62"x81"

3 TB 163  
TB 163G  
*Summer*  
Size: 54"x72"

4 TB 161  
TB 161G  
*Surfside– Scrappy or 2 Color*  
Size: 60"x76"

## Bonnie & Camille



No 55073 13\*  
Lime



No 55075 13  
Lime



No 55077 13\*  
Lime



No 55078 13  
Lime

### 6. Deadlines – do you fear them or do they motivate you to create?

*I have a love-hate relationship with deadlines. On one hand they keep me on task and get all my work done, but on the other hand, sometimes all I want to do is sew and the deadlines always seem to get in the way of that.*

### 7. Do you sew and how much do you get to?

*I sew most days because I love it, but sometimes it's a crazy sewing marathon with a Market deadline. Either is a great excuse to have to "work". I have sewn since I was 6 and feel very lucky to have designing fabric and sewing quilts as my "job". I never would have dreamed I would be doing this for 23 years. Sewing is such great therapy for me and has been the best medicine when I have challenges in my life. If I feel overwhelmed, I head for my sewing machine and keep myself busy for a few hours and it puts things in perspective again. Sewing is in my blood. My mom, my grandmother and great grandmothers were all quilters. I grew up sewing and it truly has been a blessing in my life.*

*Things are always busy over here, but I always make time for sewing.*

### 8. How would you describe yourself in one sentence?

*I am a mother, wife, and daughter, late night quilter, Dr. Pepper drinking fabric designer who absolutely loves what she does. I think that pretty much sums it up.*

### 9. What is your favorite music – movie – TV show – food?

*I will skip the first part of the question and go straight to my favorite food...I love anything with chocolate and nuts. You can usually find a bowl of M & Ms or chocolate covered something in my studio. My kids and grandkids always know that there is a stash of chocolate hidden somewhere in the house.*

### 10. My Idea of a great vacation trip is....

*Going to our cabin in Island Park, Idaho. We built our cabin a year ago and it is a very relaxing get away. It's just an hour and a half from our home so we go often. We have a great view of the lake and love to gather our family for boating in the summer or snowmobiling in the winter. It's also a great place to sew without interruption. Some day I would like to have a quilting retreat there. Anyone up for it?*

*Disneyland with the family, hands down. We don't live too far away, so we are usually able to squeeze in some beach time as well. Nothing better than that.*

### 11. Tell us what else is new:


*My brand new book, Simply Retro is (finally!) out, and I am so excited about it! It was based around my Swoon quilt, and is full of fresh quilts with a retro spin. I can't wait to remake a few of them out of Scrumptious and Happy-go-lucky. I love every quilt in it, and hope you do too.*



# scrumptious



**No. 55071 15**  
Orange



**No. 55073 15\***  
Orange




**No. 55077 15\***  
Orange



**No. 55078 15**  
Orange




**No. 55076 28**  
Orange Lime




**No. 55071 14\***  
Pink



**No. 55072 14\***  
Pink



**No. 55073 14**  
Pink



**No. 55074 21**  
Pink




**No. 55075 14**  
Pink



**No. 55077 14\***  
Pink



**No. 55078 14**  
Pink




Quilts from Cotton Way  
[cottonway.blogspot.com](http://cottonway.blogspot.com)

1 CW 962  
 CW 962G  
*Poppies*  
 Size: 74"x90"

2 CW 960  
 CW 960G  
*Sweet*  
 Size: 74"x86"

KIT55070


3 CW 963  
 CW 963G  
*Baby Love*  
 Size: 42"x42"





# Hexy Love!

Designer Trivia: Bonnie and Camille share the same birthday!




No 55074 11  
Red



No 55076 17\*  
Red Aqua



No 55070 11\*  
Red





No 55073 11\*  
Red



No 55071 24  
Red

# Other Patterns



№ 55071 11\*  
Red



№ 55077 11\*  
Red



№ 55078 11  
Red



1 ISE 505  
ISE 505G  
*Vintage Days*  
Size: 41"x41"



2 AEQ 38  
AEQ 38G  
*Devine*  
Size: 71"x81"

55070

Asst.  
15

Asst.  
10

Low Cal  
20

AB

F8

HC

JR

LC

MC

PP

KIT

• 100% Premium Cotton

• 40 Prints

Delivery: October, 2013