

Completed quilt shown indicates the arrangement of the quilt blocks

Special note: The four blocks in the last row of the quilt are two-thirds of a full block and will measure only 9" x 18"


A one-third size block diagram is shown indicating the color arrangement and method of piecing. The letters stand for the colors: L-light green, M-medium green, D-dark green. The accompanying numbers (1, 2, 3, and 4) indicate the pattern parts used.



modafabrics.com

moda

September Delivery



patterns by Antler Quilt Designs



YARDAGE CHART

# MAPLE ISLAND

by holly taylor

As a representative for Moda Fabrics, Eileen Taylor immersed herself in the quilting industry and dreamed of designing fabric. Soon she and graphic designer and artist Lynn Hawley Bloomquist pooled their talents to design the Holly Taylor fabric collection, creating more than 30 lines of Northwoods-theme fabrics for Moda.

This niche suits the Minnesota women well: Both take inspiration from their home state's natural beauty. The lacy pattern of leaves chewed by insects, the colors of the sunset over a lake, and the movement of water bugs dancing in reflections on water find their way into Holly Taylor designs.



**INSPIRED**

In the far eastern side of Lake Superior, just off the Canadian shore lies a small island called Maple Island. There are tree lined paths down to the water that make a canopy overhead. In the fall of the year the colors are brilliant. The rich tones of the oak and maple are spectacular in shades of red, gold, orange and green. We hope we have conveyed the feel of this small but wondrous place in your mind in the fabric line we have designed for you.

**AQD 0247 / AQD 0247G**  
Maple Island Size: 61" x 79"



**AQD 0115 / AQD 0115G**  
Fall Splendor Size: 38" x 38"




Love HT'S Panels!




Maple Island Pan Woodland Green

6610 15\*  
reduced to show full panel  
large block 19" sq with border  
small blocks 8" sq with border



Mocha

6610 16  
reduced to show full panel  
large block 19" sq with border  
small blocks 8" sq with border



Woodland Green

6611 15\*



Woodland Green

6612 15\*



Woodland Green

6615 15



Woodland Green

6617 15



Dark Earth

6617 18



Dark Earth

6615 18



Dark Earth

6611 18\*



Tonal Dark Earth

6614 28



Mocha

6615 16\*




Woodland Green

6614 15



Pine Green

6615 14\*




Mocha

6611 16



Mocha

6612 16\*



Mocha

6617 16



Cream

6611 12\*



Pine Green

6617 14




Pine Green

6614 14\*




Pine Green

6611 14




Cream

6617 12




Cream

6615 12



Cream

6612 12\*



Cream

6614 12\*



Dark Earth

6616 18\*



Goldenrod

6612 17\*



Goldenrod

6615 17\*



Goldenrod

6617 17



AQD 0114 / AQD 0114G  
Sunday Drive  
Size: 56" x 18"




Sumac

6612 11



Sumac

6615 11\*



Sumac

6617 11



Pine Green

6616 14



Autumn Orange

6614 13\*



Autumn Orange

6615 13\*



Sumac

6614 11\*



Sumac

6611 11\*

Best color ever for traditional scrap quilts.

strips and the corner "fans" are outlined with quilting just inside the seams. Parts 1 and 2 carry three rows of stitches each, the lines following the shape of the piece. A marker for the interlocking circle is given below with instructions for its use.

your name and the date into one corner of the quilt.

Patch  
o dk. blue  
o white  
o tan  
o lt. green  
o white

FINISHED SIZE  
FULL SIZE  
indicates

6610 | Asst. 15 | Asst. 10 | Low Cal 10 | AB | F8 | JR | LC | MC | PP

• 100% Premium Cotton • 37 Prints  
AB Bundle includes one Panel -6610-15. F8's, JR's, LC's, MC's, & PP's do not include Panels.  
JR's, LC's, MC's, & PP's include two each of 6615-11, 12, 15, 16, & 18.

Delivery: September, 2015